

Monthly Market Activity Report for October 2025

Property Type = Single Family | County = Brown,Fond du Lac,Outagamie,Winnebago | Municipality = All

Market Summary

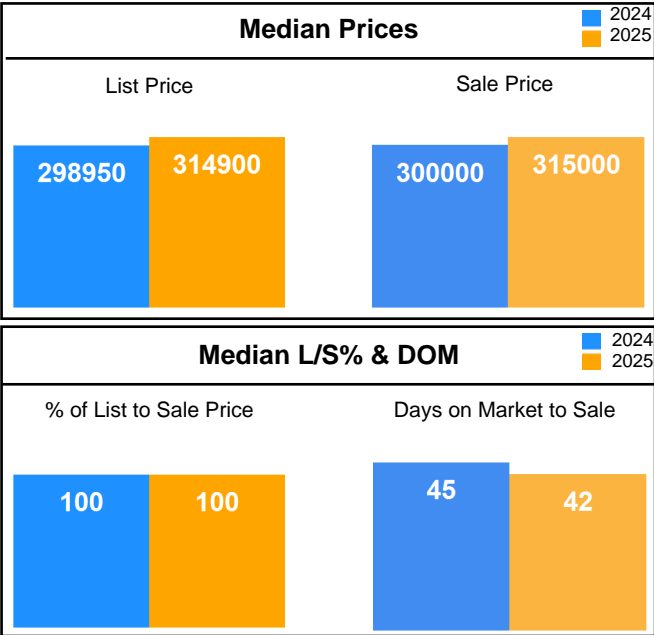
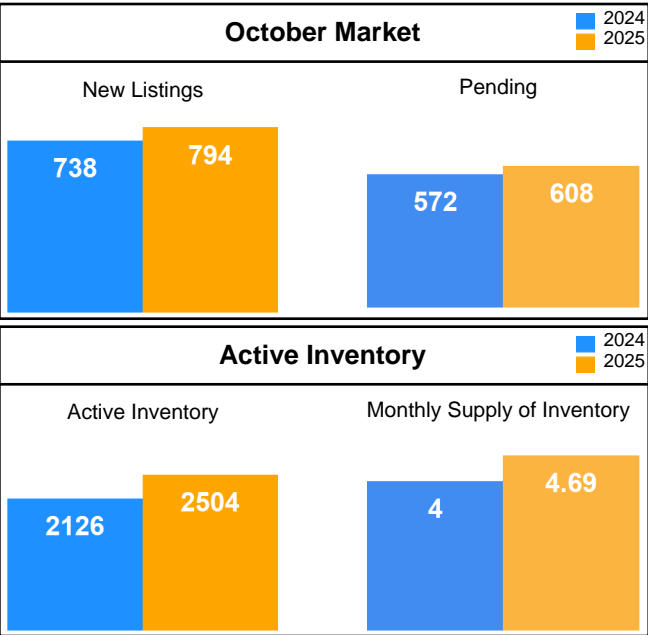
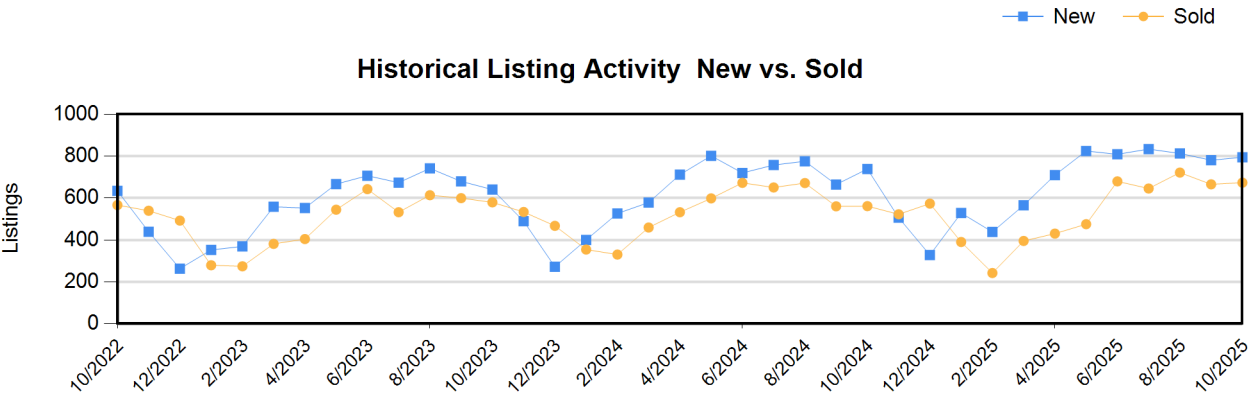
Data Last Updated: Nov 10, 2025

Absorption: Last 12 months, an average of **534** Sales/Month

Active Inventory as of **October 31, 2025 = 2504**

	October			Year to Date		
	2024	2025	+/- %	2024	2025	+/- %
Closed	561	673	19.96%	5387	5315	-1.34%
Pending	572	608	6.29%	5434	5400	-0.63%
New Listings	738	794	7.59%	6669	7091	6.33%
Median List Price	298950	314900	5.34%	294900	324900	10.17%
Median Sale Price	300000	315000	5.00%	300000	326800	8.93%
Median List Price to Selling Price	100%	100%	0.00%	100%	100%	0.00%
Median Days on Market to Sale	45	42	-6.67%	43	43	0.00%
Monthly Active Inventory	2126	2504	17.78%	2126	2504	17.78%
Months Supply of Inventory	4	4.69	17.25%	4	4.69	17.25%

Reporting of Pending Date became required mid-2011, which accounts for higher comparative pending numbers in 2011 compared to prior year



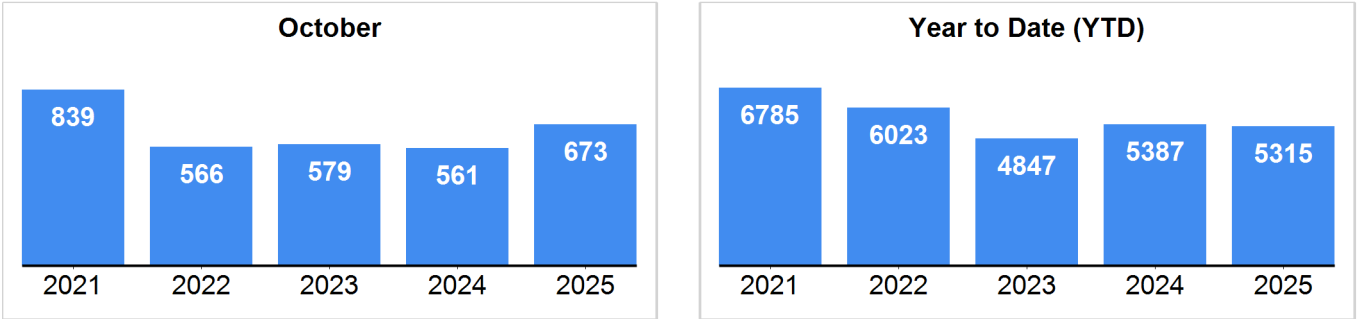
This representation is based in whole or in part on data supplied by the REALTORS Association of Northeast Wisconsin or its MLS for the period noted above. Neither the Association nor its MLS guarantees or is in any way responsible for its accuracy. Data maintained by the Association or its MLS may not reflect all real estate activity in the above MLS market areas.

Monthly Market Activity Report for October 2025

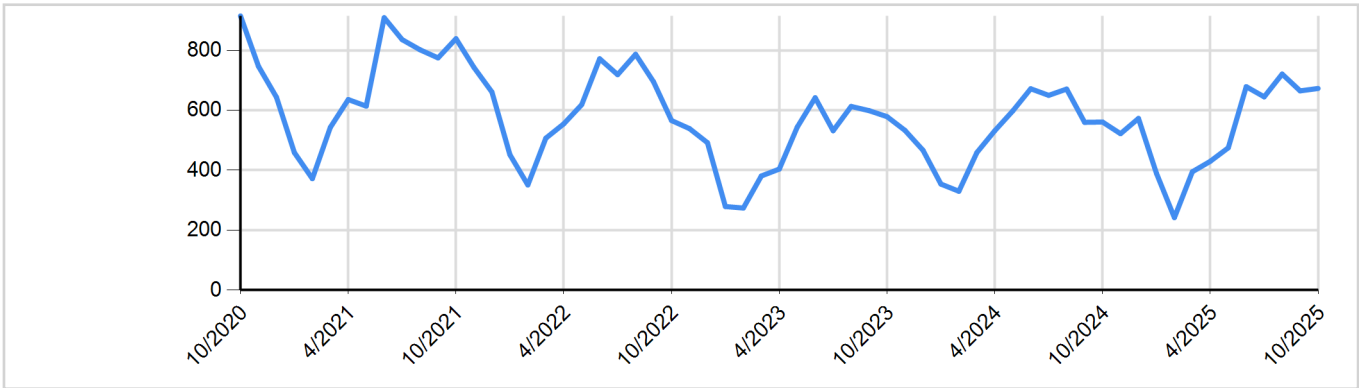
Property Type = Single Family | County = Brown,Fond du Lac,Outagamie,Winnebago | Municipality = All

Closed Sales

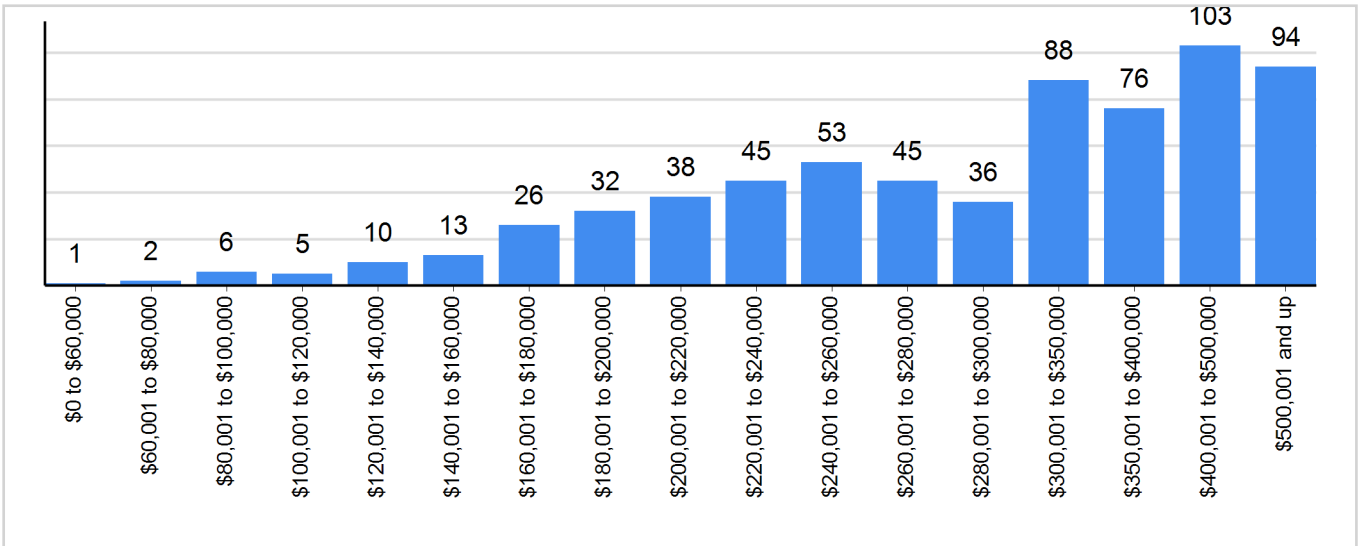
Data Last Updated: Nov 10, 2025



5 Year Market Activity Trends - Closed



Closed Sales Distribution by Price - October 2025



This representation is based in whole or in part on data supplied by the REALTORS Association of Northeast Wisconsin or its MLS for the period noted above. Neither the Association nor its MLS guarantees or is in any way responsible for its accuracy. Data maintained by the Association or its MLS may not reflect all real estate activity in the above MLS market areas.

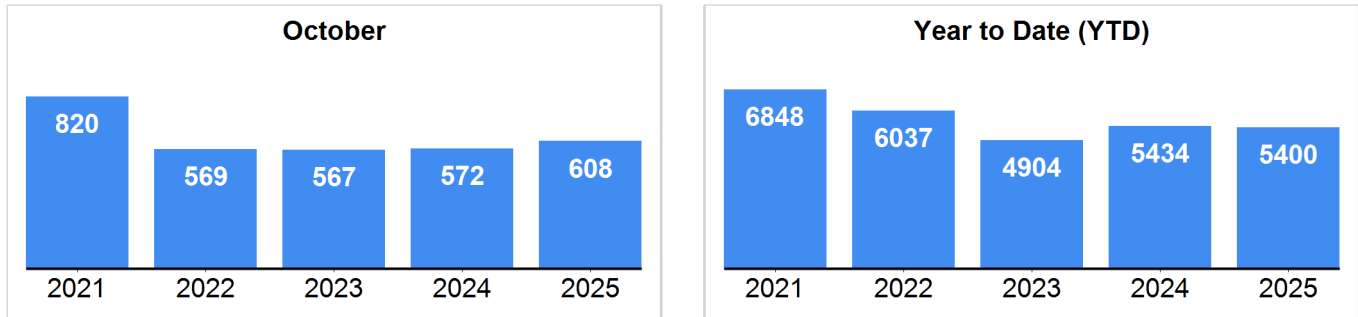
Monthly Market Activity Report for October 2025

Property Type = Single Family | County = Brown,Fond du Lac,Outagamie,Winnebago | Municipality = All

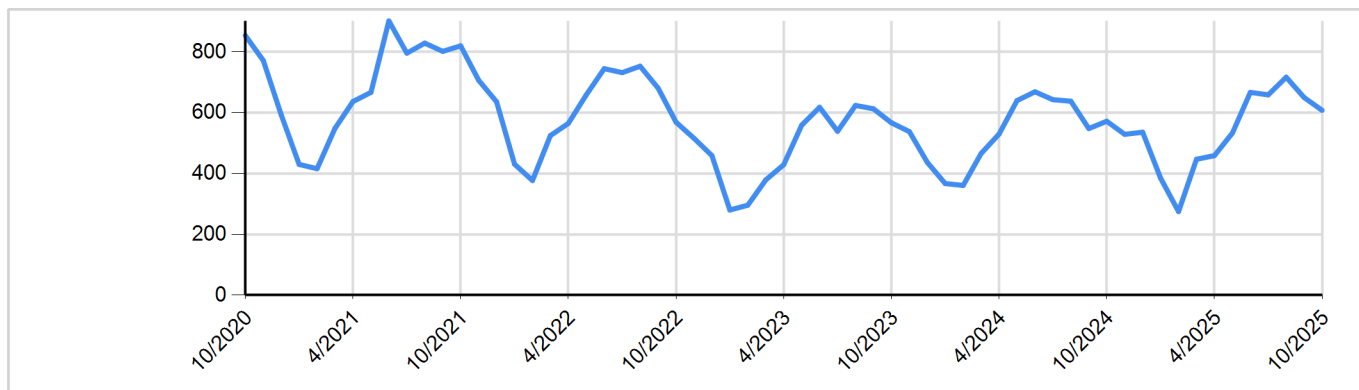
Pending Sales

Data Last Updated: Nov 10, 2025

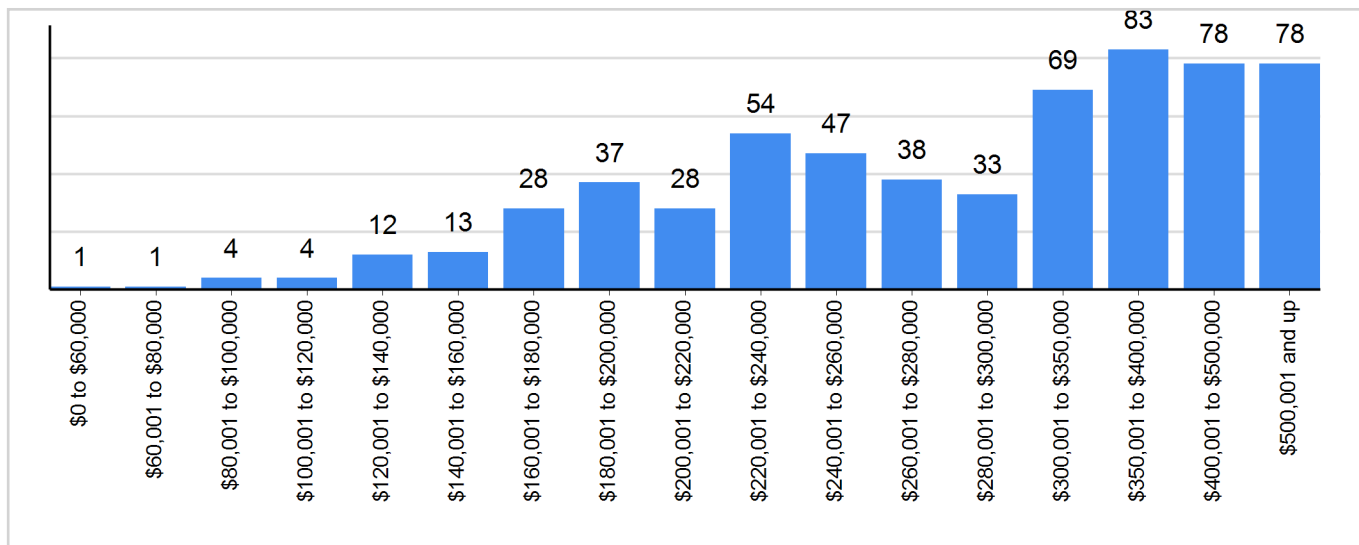
Reporting of Pending Date became required mid-2011, which accounts for higher comparative pending numbers in 2011 compared to prior year



5 Year Market Activity Trends - Pending



Pending Sales Distribution by Price - October 2025



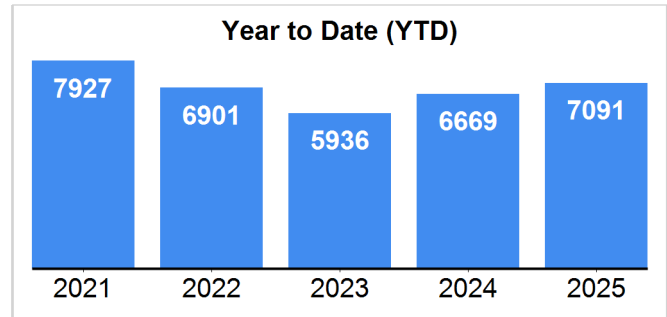
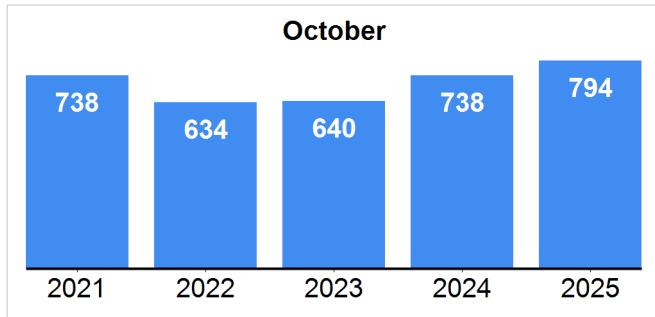
This representation is based in whole or in part on data supplied by the REALTORS Association of Northeast Wisconsin or its MLS for the period noted above. Neither the Association nor its MLS guarantees or is in any way responsible for its accuracy. Data maintained by the Association or its MLS may not reflect all real estate activity in the above MLS market areas.

Monthly Market Activity Report for October 2025

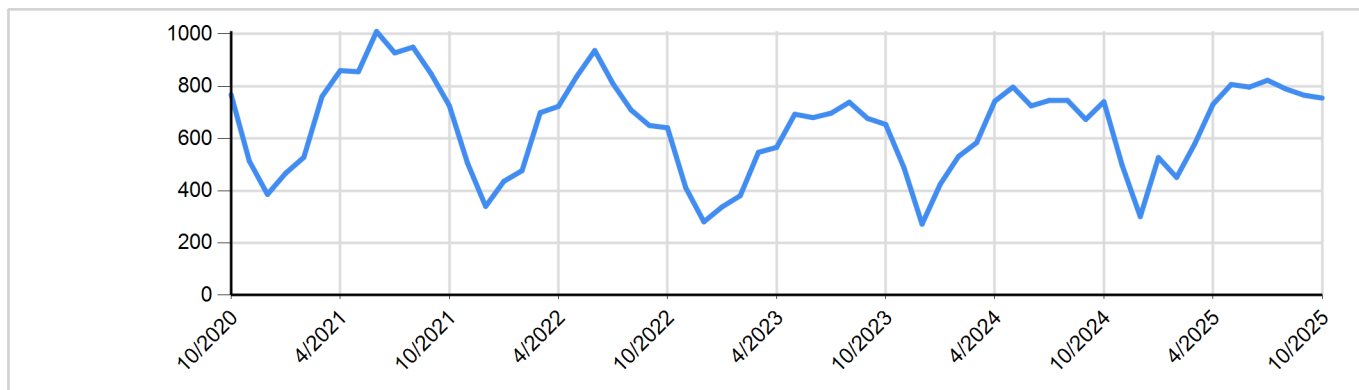
Property Type = Single Family | County = Brown,Fond du Lac,Outagamie,Winnebago | Municipality = All

New Listings

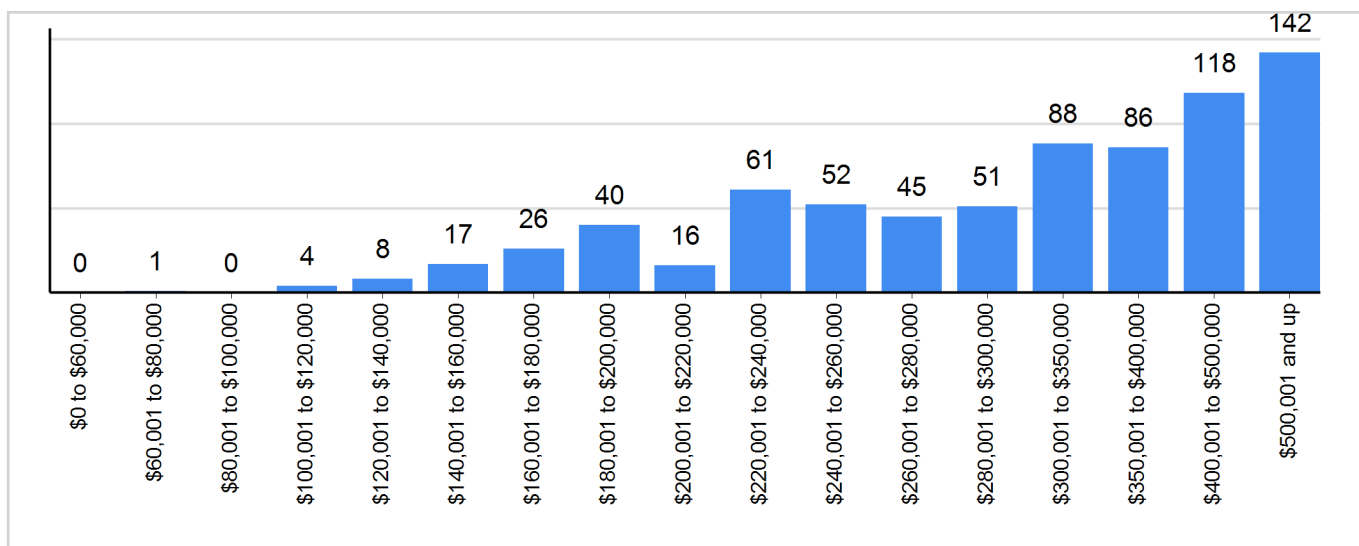
Data Last Updated: Nov 10, 2025



5 Year Market Activity Trends - New



New Listings Distribution by Price - October 2025



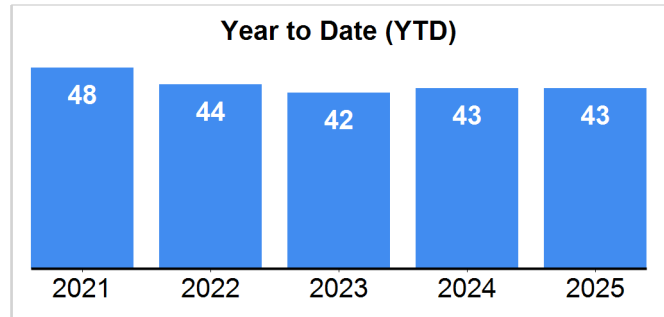
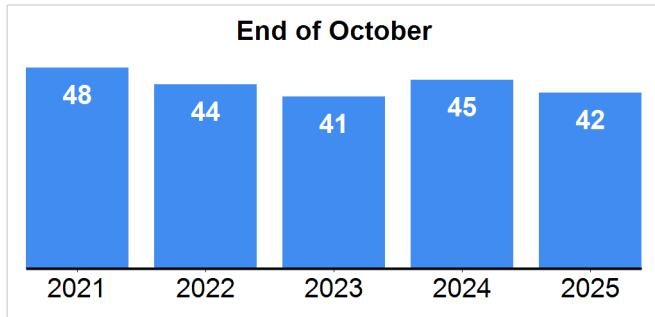
This representation is based in whole or in part on data supplied by the REALTORS Association of Northeast Wisconsin or its MLS for the period noted above. Neither the Association nor its MLS guarantees or is in any way responsible for its accuracy. Data maintained by the Association or its MLS may not reflect all real estate activity in the above MLS market areas.

Monthly Market Activity Report for October 2025

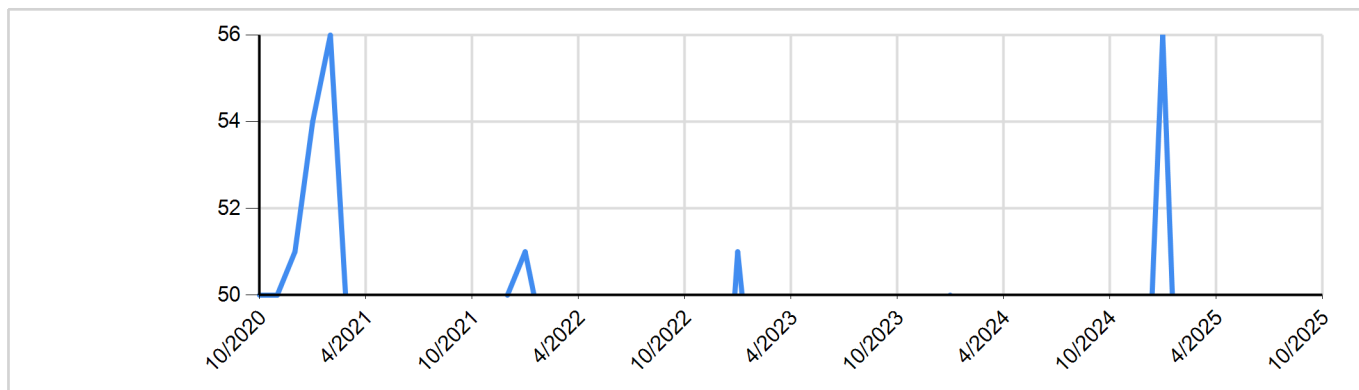
Property Type = Single Family | County = Brown,Fond du Lac,Outagamie,Winnebago | Municipality = All

Median Days on Market to Sale

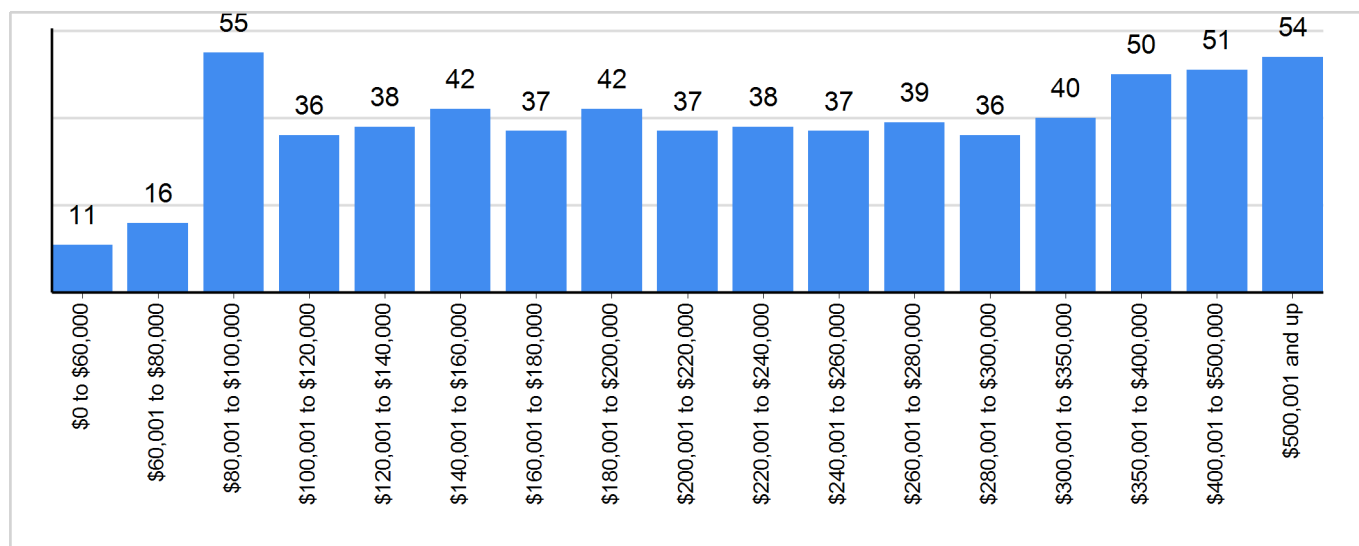
Data Last Updated: Nov 10, 2025



5 Year Market Activity Trends - MDOM



Median DOM of Closed Sales Distribution by Price - October 2025



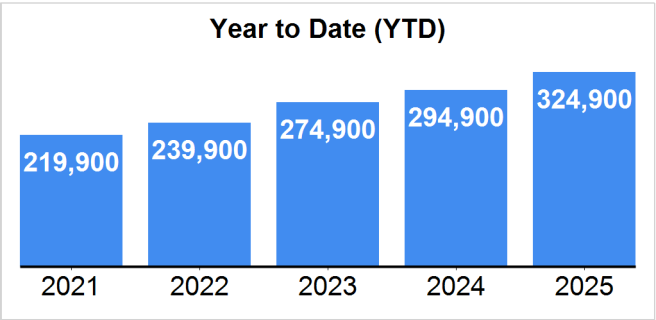
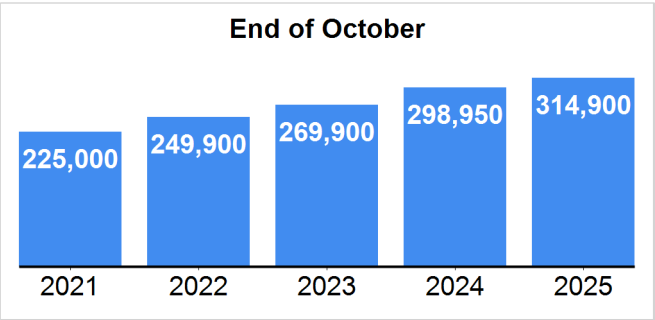
This representation is based in whole or in part on data supplied by the REALTORS Association of Northeast Wisconsin or its MLS for the period noted above. Neither the Association nor its MLS guarantees or is in any way responsible for its accuracy. Data maintained by the Association or its MLS may not reflect all real estate activity in the above MLS market areas.

Monthly Market Activity Report for October 2025

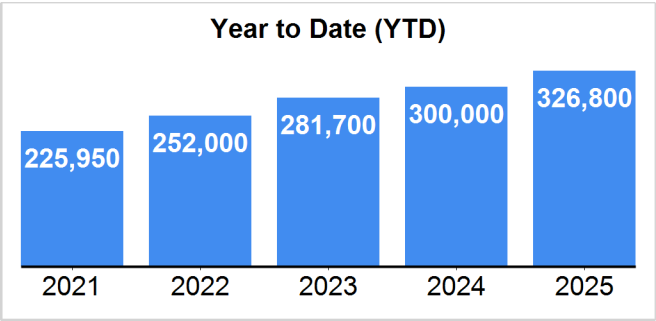
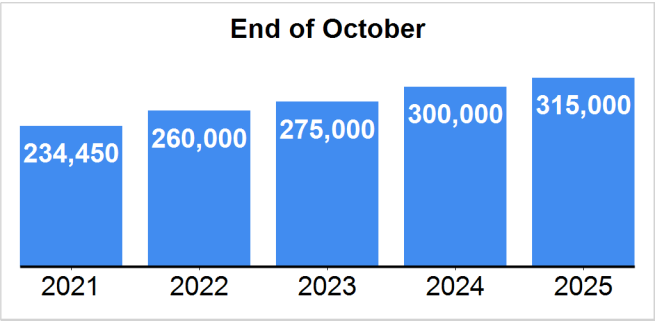
Property Type = Single Family | County = Brown,Fond du Lac,Outagamie,Winnebago | Municipality = All

Median List Price

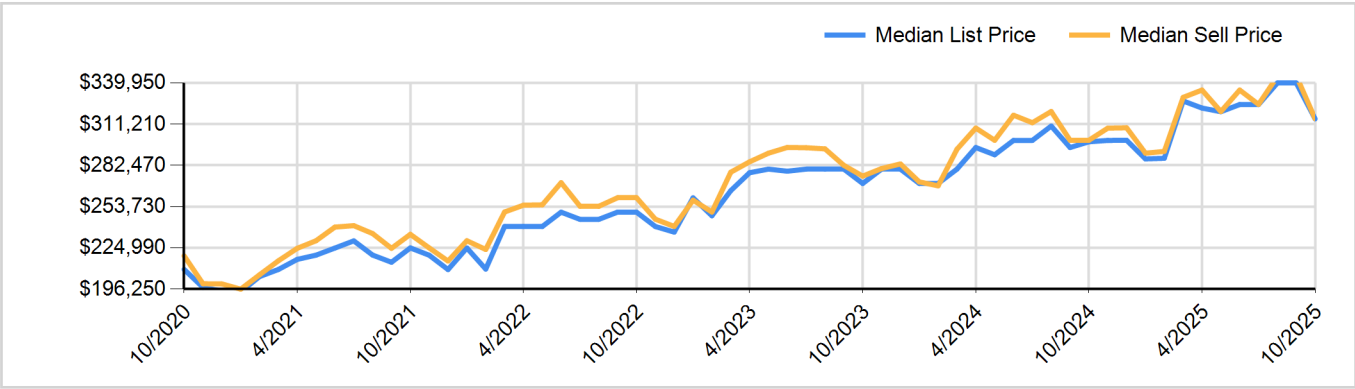
Data Last Updated: Nov 10, 2025



Median Sold Price



5 Year Market Activity Trends - Median List and Sell



This representation is based in whole or in part on data supplied by the REALTORS Association of Northeast Wisconsin or its MLS for the period noted above. Neither the Association nor its MLS guarantees or is in any way responsible for its accuracy. Data maintained by the Association or its MLS may not reflect all real estate activity in the above MLS market areas.